

Victorian Christmas & Father Christmas (KS1) (4 Acts) Notes for Teachers

*Please Note: There is a charge to all schools if you wish to receive a gift from Father Christmas.

Before your visit we would be grateful if you could **divide the class into 4** roughly equal groups, each with an adult or teacher in charge. Please **number the groups 1 to 4**. Each adult will need a copy of the enclosed plan.

On arrival the children will be met and shown where to put their coats. They then need to **go to the activity which corresponds to their group number** (Group 1 goes to Activity 1 etc.) At least one of the activities will be supervised by museum personnel or helpers; for all the others **easy instructions will be available** at the relevant location. The group needs to remain at its activity for about **20 minutes**; museum personnel will let you know when it's time to move on and which activity to go to next.

Activity 1: *Christmas Exhibition*

Have a look at the exhibition of Christmas toys from the past and compare and contrast with present day toys

Activity 2: *Make a Christmas Wreath*

Make a festive wreath to decorate your house at Christmas time.

Activity 3: *Mystery Christmas Stocking*


There are 6 toys hidden in Christmas stockings. Using their sense of touch only, can the children work out what each toy is?

Activity 4: *Meet Father Christmas**

Meet our Traditional Victorian Father Christmas and receive a traditional Christmas gift.

We hope you enjoy your visit and have a very Merry Christmas

Please copy for your TA's/parents/helpers



Victorian Christmas & Father Christmas

(KS1) (4 Acts)

Notes for Helpers

*Please Note: There is a charge to all schools if you wish to receive a gift from Father Christmas.

You will be in charge of a small group of children and will be escorting them around the museum. **Along with this sheet you will need a copy of the map** showing the numbered locations of each activity.

Every 20 minutes; museum personnel will ask you to lead your group to the next activity. **There are 4 activities**, as detailed below. **Look for the arrows** to help you find your way to the next activity.

If you are leading Group 1 you will start at Activity 1, Group 2, Activity 2 and so on. When it is time to go on to the next activity each group will move to the next number (after activity 4 you'll be going on to activity 1). There will be a box or a coloured wallet at each activity location. **Please read the instructions** and help the children to complete the task.

Activity 1: *Christmas Exhibition*

Have a look at the exhibition of Christmas toys from the past and compare and contrast with present day toys

Activity 2: *Make a Christmas Wreath*

Make a festive wreath to decorate your house at Christmas time.

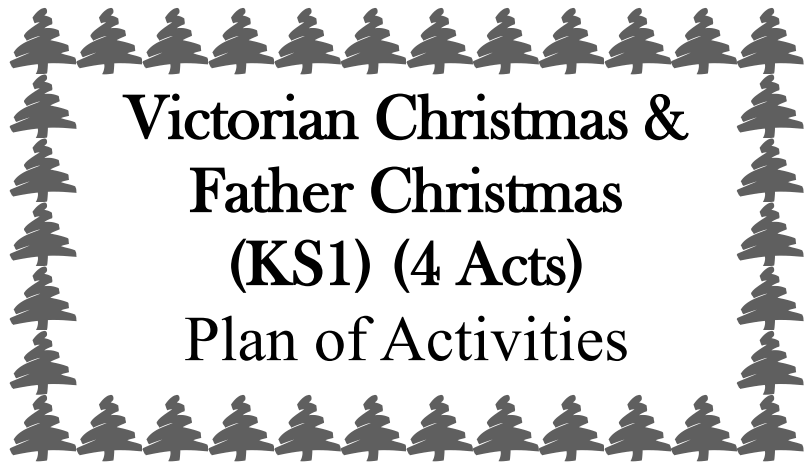
Activity 3: *Mystery Christmas Stocking*

There are 6 toys hidden in Christmas stockings. Using their sense of touch only, can the children work out what each toy is?

Activity 4: *Meet Father Christmas**

Meet our Traditional Victorian Father Christmas and receive a traditional Christmas gift.

We hope you enjoy your visit and have a very Merry Christmas

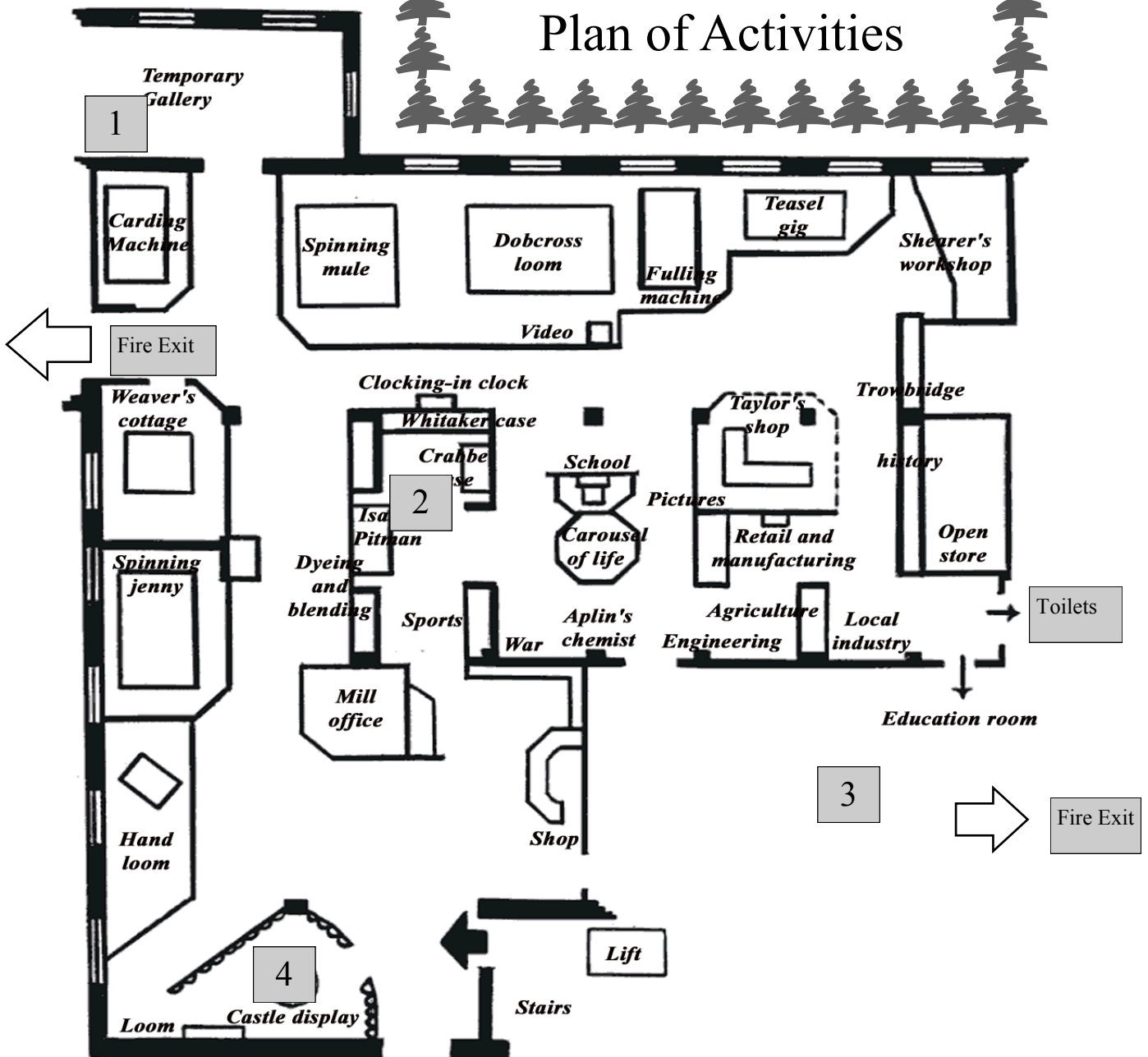


Victorian Christmas &

Father Christmas

(KS1) (4 Acts)

Plan of Activities



In the event of a fire, please direct your group to the nearest fire exit.
 The stairs to the shopping centre are not a fire exit and the lift should not be used.
 Museum staff will be on hand to direct you.